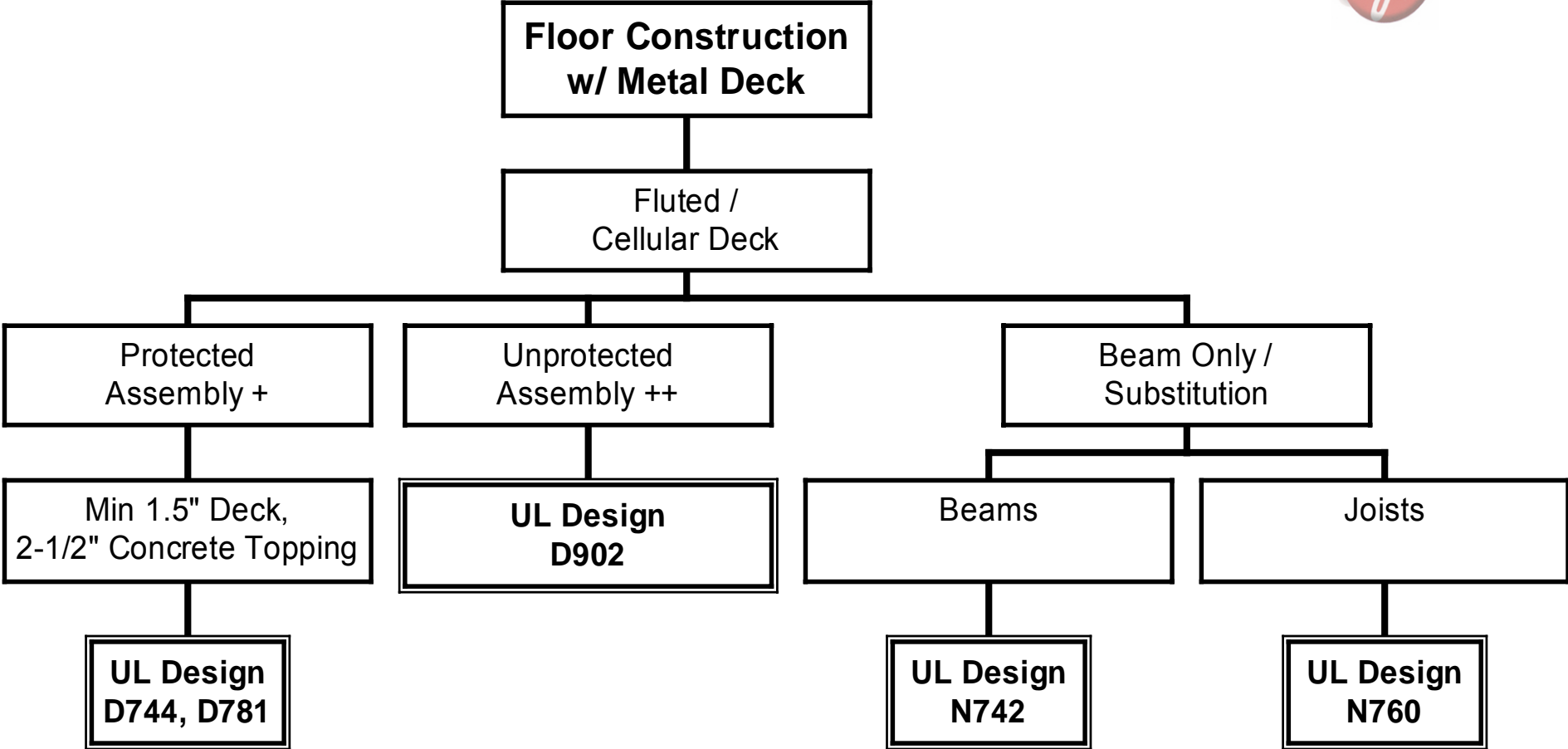


CAFCO® FENDOLITE® M-II / TG



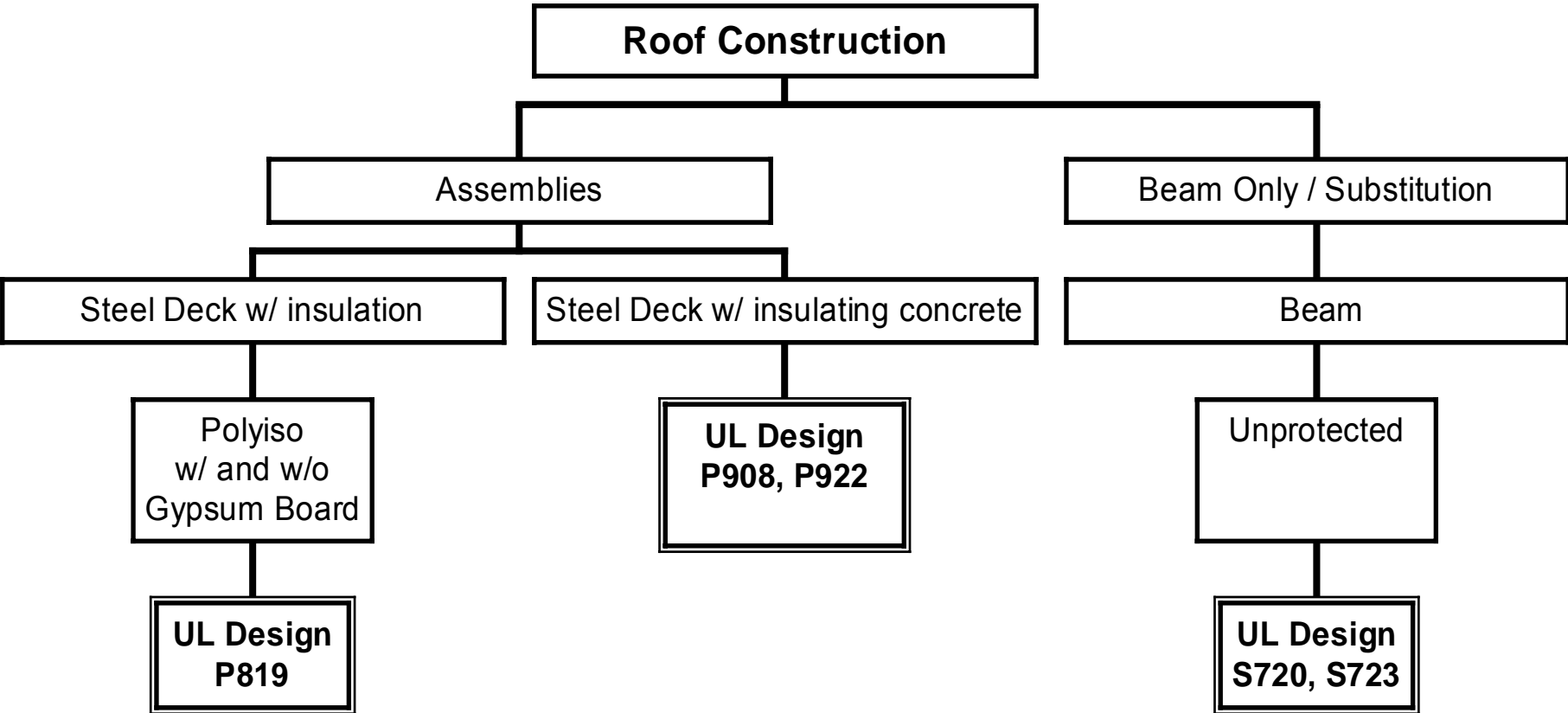
+ Minimum 2-1/2" LW or NW Concrete Topping

- ++ ≥ 2-1/2" LW Topping / 3-1/2" NW Topping for a 1hr. rating
- ≥ 3" LW Topping / 4" NW Topping for a 1.5 hr. rating
- ≥ 3-1/4" LW Topping / 4-1/2" NW Topping for a 2hr. rating
- ≥ 4-3/16" LW Topping / 5-1/4" NW Topping for a 3hr. rating

Please refer to the Actual UL Designs for more detailed information, design limitations and thicknesses required. Contact the Isolotek International Technical Services department (1-800-631-9600 (option1) or your local representative for any additional information.

This chart is it not intended to take the place of careful analysis and review by the estimator.

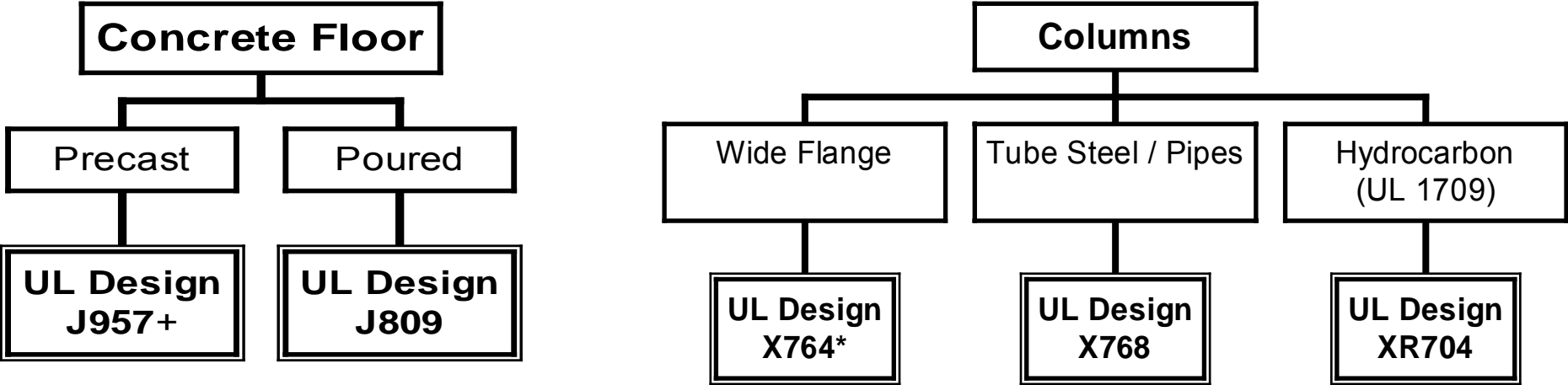
CAFCO® FENDOLITE® M-II / TG



Please refer to the Actual UL Designs for more detailed information, design limitations and thicknesses required. Contact the Isolatek International Technical Services department (1-800-631-9600 (option1) or your local representative for any additional information.

This chart is it not intended to take the place of careful analysis and review by the estimator.

CAFCO® FENDOLITE® M-II / TG



+ Minimum 8, 10 or 12 in. thick “Hollowcore” Units

* Contains Half Flange Tip Thickness Option

Please refer to the Actual UL Designs for more detailed information, design limitations and thicknesses required. Contact the Isolatek International Technical Services department (1-800-631-9600 (option1) or your local representative for any additional information.

This chart is it not intended to take the place of careful analysis and review by the estimator.